



lumini Solucoes em Iluminacao LTDA  
www.lumini.com.br  
Email:laboratorio@lumini.com.br  
Tel:+55 11 3437-5555 Fax:+55 11 3437-5555  
Address:Rua Ferreira Viana, 716 - Socorro - São Paulo/SP

---

## lumini

---

LumCAT:

Luminaire: no frame concentra flex 17 serie 3 e fa

LampCAT: modulo led 6W 30K irc 90

Ballast type: led driver 700mA

Report No:

Voltage(V): 221.0000

Test No:

Current(A): 0.0360

Number of Lamps: 1

Power (W): 7.3700

Lamp flux(lm): 715.0

PF: 0.9700

Length(mm): 145

Width(mm): 20

Phm Type: C

Height(mm): 0

---

## Photometric Results

---

Lumens(lm): 477.19, Efficiency(%): 66.74% , Luminous Efficacy(lm/W): 64.75

Central intensity(cd): 799.705, Maximum intensity(cd): 799.705

Angle of maximum intensity: C=0.0  $\gamma$ =0.0

Beam angle of C0 plane : 44.56

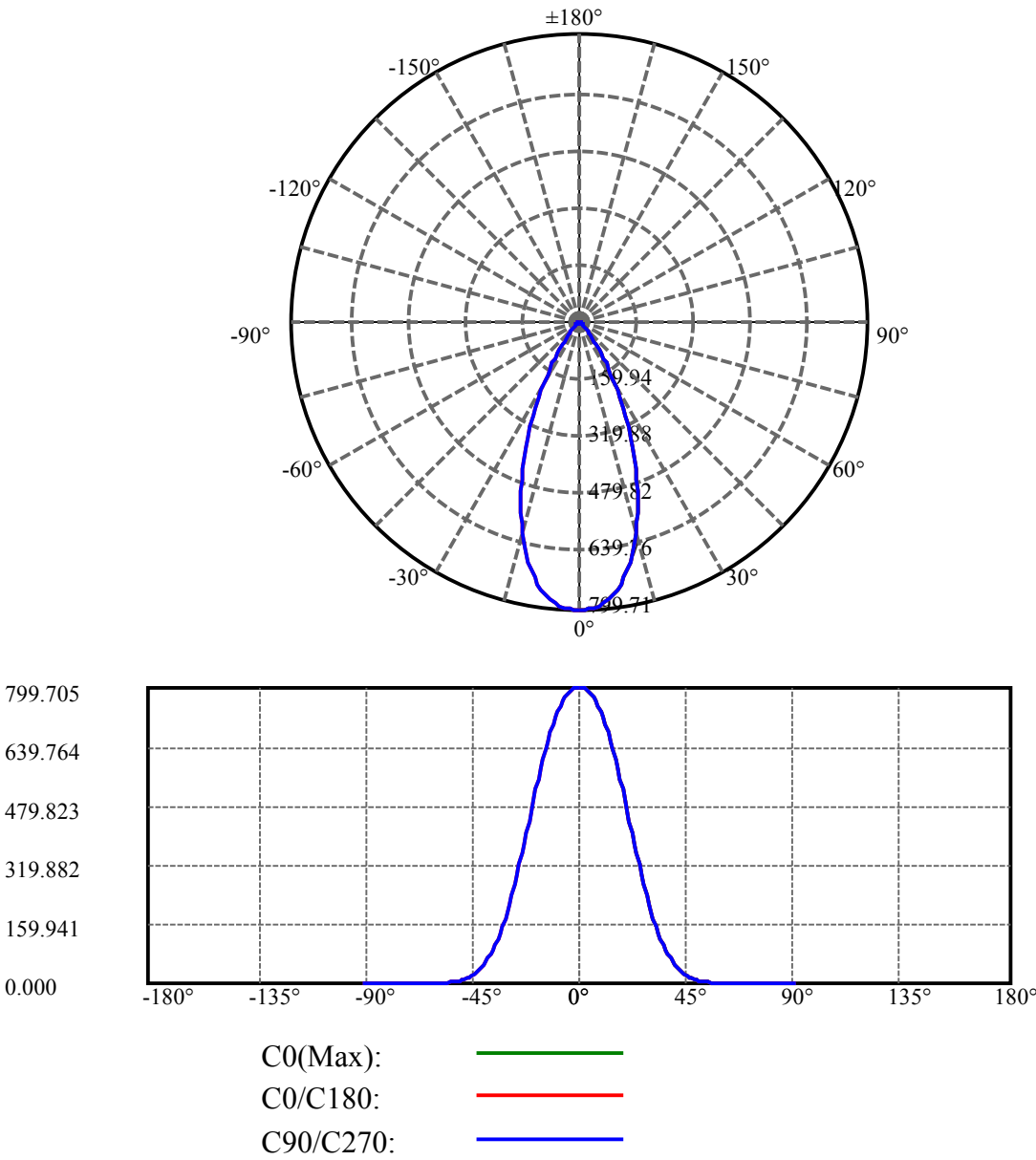
Aveage BeamAngle(IEC 61341):44.56

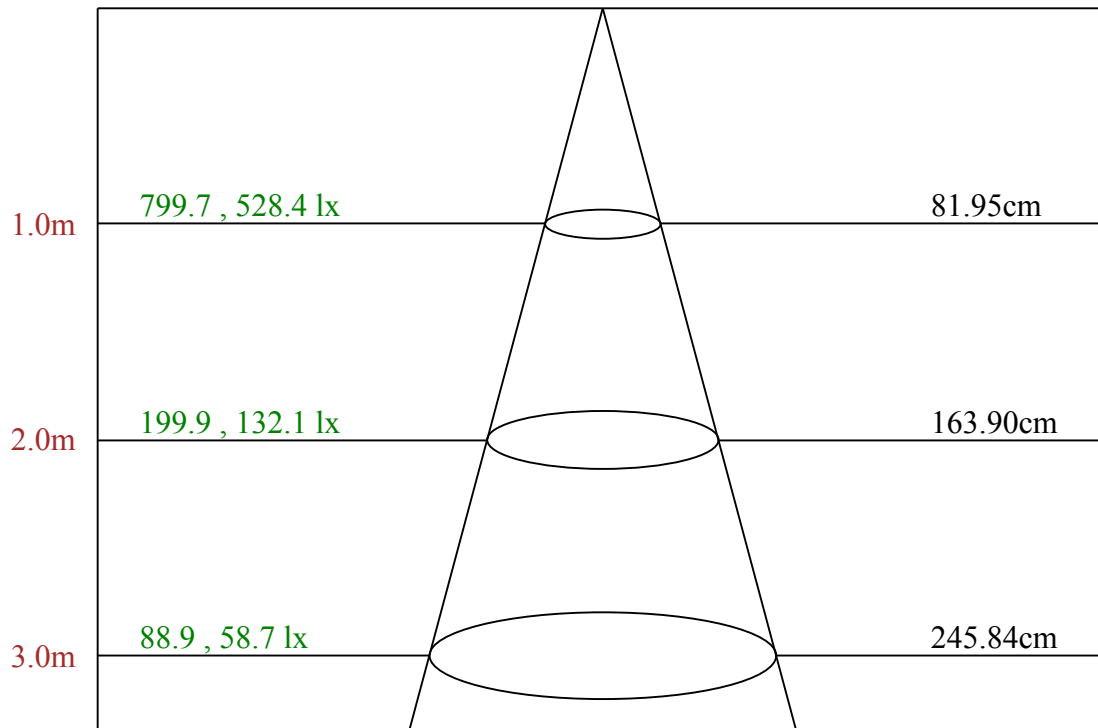
---

Equipment: equipamento lumini  
Temperature(°C): 25.5

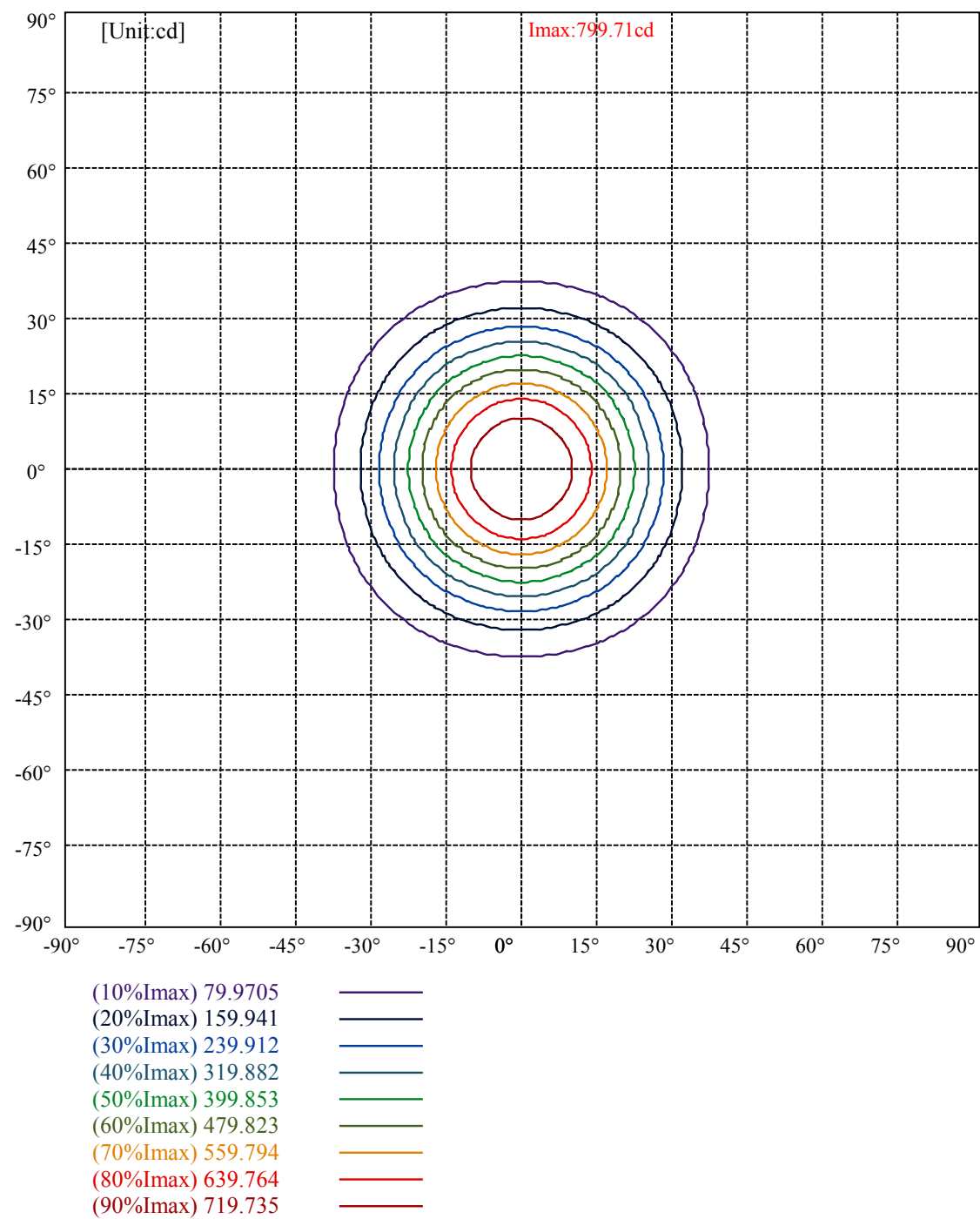
Date: 8/7/2024  
Humidity(%): 55.0%

Operator: 01  
Distance(m): 6.90





Max , Ave      Beam angle of C0 plane 44.56



# lumini

## Luminance Limiting Curve(no luminous side)

Appendix Page: 5 Total:6

Luminance Table

$\gamma$	45	50	55	60	65	70	75	80	85
C0	9908	3742	1453	1133	1156	1320	1665	2387	4803
C45	9908	3742	1453	1133	1156	1320	1665	2387	4803
C90	9908	3742	1453	1133	1156	1320	1665	2387	4803

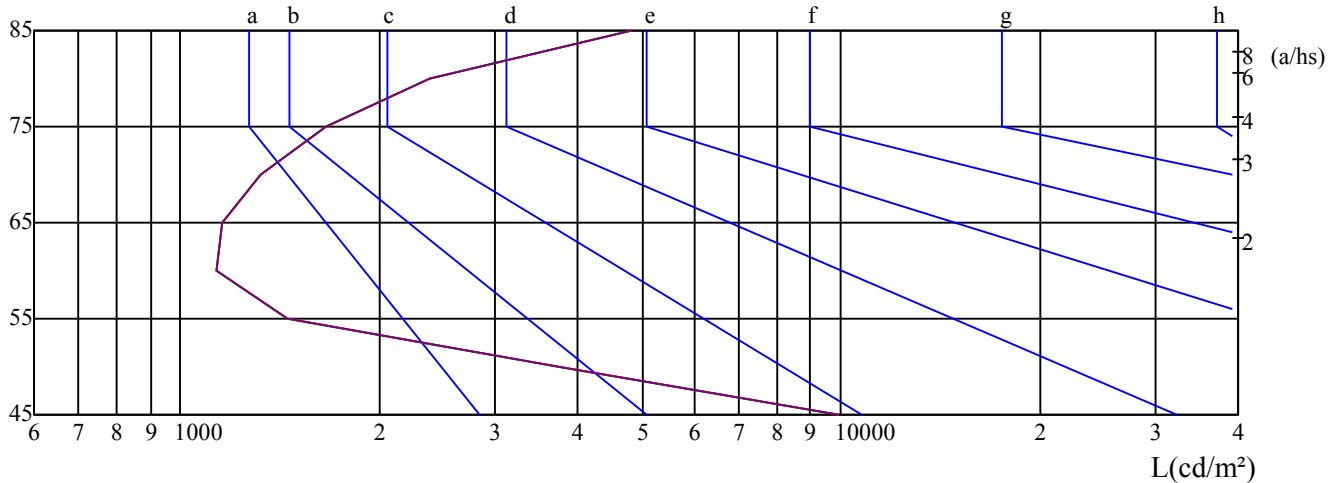
L(Hor)(65)	L(Ver)(65)	L45(65)	L(Hor)(75)	L(Ver)(75)	L45(75)	L(Hor)(85)	L(Ver)(85)	L45(85)
1156	1156	1156	1665	1665	1665	4803	4803	4803

Glare Table

Glare	Quality	Service Values Illuminance(lx)							
1.15	A	2000	1000	500	$\leq 300$				
1.5	B		2000	1000	500	$\leq 300$			
1.85	C			2000	1000	500	$\leq 300$		
2.2	D				2000	1000	500	$\leq 300$	
2.55	E					2000	1000	500	$\leq 300$
		a	b	c	d	e	f	g	h

Luminance Limiting Curve

$\gamma(^{\circ})$



C0 ———

C45 ———

C90 ———

Illumination assessment according UGR											
Rf of Ceiling	70	70	50	50	30	70	70	50	50	30	
Rf of Wall	50	30	50	30	30	50	30	50	30	30	
Rf of Floor	20	20	20	20	20	20	20	20	20	20	
Room dimensions		Viewed crosswise					Viewed endwise				
X	Y										
2H	2H	15.48	16.43	15.84	16.74	17.06	16.09	17.04	16.45	17.35	17.67
	3H	15.31	16.15	15.70	16.49	16.83	15.92	16.76	16.31	17.10	17.45
	4H	15.24	16.02	15.64	16.37	16.74	15.86	16.63	16.26	16.99	17.36
	6H	15.23	15.94	15.64	16.31	16.71	15.85	16.56	16.26	16.93	17.33
	8H	15.22	15.90	15.64	16.28	16.69	15.84	16.52	16.26	16.90	17.31
	12H	15.26	15.90	15.68	16.29	16.71	15.88	16.52	16.31	16.92	17.34
4H	2H	15.18	15.96	15.58	16.31	16.68	15.78	16.56	16.19	16.92	17.28
	3H	14.99	15.64	15.42	16.04	16.45	15.60	16.25	16.02	16.64	17.06
	4H	14.98	15.54	15.42	15.97	16.42	15.59	16.15	16.03	16.57	17.02
	6H	14.98	15.47	15.45	15.92	16.38	15.59	16.08	16.06	16.54	16.99
	8H	15.05	15.50	15.53	15.96	16.44	15.66	16.11	16.14	16.57	17.05
	12H	15.19	15.61	15.68	16.07	16.59	15.81	16.23	16.30	16.69	17.21
8H	4H	14.83	15.29	15.32	15.75	16.22	15.43	15.89	15.91	16.34	16.82
	6H	14.89	15.26	15.40	15.74	16.26	15.49	15.86	15.99	16.34	16.85
	8H	15.09	15.40	15.62	15.93	16.42	15.68	15.99	16.21	16.51	17.01
	12H	15.37	15.61	15.91	16.13	16.65	15.97	16.21	16.51	16.73	17.25
12H	4H	14.80	15.22	15.29	15.67	16.19	15.39	15.81	15.88	16.26	16.79
	6H	14.93	15.24	15.46	15.77	16.26	15.52	15.83	16.05	16.35	16.85
	8H	15.14	15.38	15.68	15.90	16.42	15.71	15.95	16.25	16.47	16.99
Variation with the observer position at spacings:											
S = 1.0H		5.0/-9.9					5.0/-9.9				
S = 1.5H		7.5/-8.1					7.5/-8.1				
S = 2.0H		9.3/-6.8					9.3/-6.8				
Standard tables:		BK1					BK1				
Uncorrected UGR		-2.7					-2.7				

依据CIE Publ. 117 计算 UGR, S/H = 0.25